

**ADA COMPLIANCE**  
 FULLY COMPLIES WITH REQUIREMENTS OF  
 © AMERICANS WITH DISABILITIES ACT  
 U.S. PUBLIC LAW No. 101-33—SECTION 4.4 -  
 PARAGRAPH 4.4.1



Example shown: Artesia Series

Any model from the Americana Collection can be built for ADA compliance which requires a projection  $\leq 4"$ . Refer to pg.2 for Collection.

LED / SIZE WATTAGES			
Consult Factory on Wattage Restrictions for Models with Perflex [PF] or Solid Shield [SSD]			
SIZE	DIMENSIONS	LED	LU (LED Uplight) / LD (LED Downlight)
11-ADA	8¼" x 11⅞" x 4"	10w	N/A
13-ADA	8¼" x 13¼" x 4"	15w	5w
18-ADA	8¼" x 18" x 4"	15w	5w
21-ADA	8¼" x 21" x 4"	20w	5w
26-ADA	8¼" x 26¼" x 4"	25w	5w
30-ADA	8¼" x 30" x 4"	25w	5w

Catalog Number

Project Name & Location

Type



**Product Specifications**

**DRIVER:** Universal Voltage 120-277V.

**BACKBOX:** [CA] Back box Conduit Adapter 16 ga. aluminum. Wire access through .875" dia. KO on four sides and back. Required for exterior, uneven surface applications.

**BACKPLATE:** 16 gauge aluminum

**CAGE:** Standardized .375" or .5" square extruded aluminum bars secured by hidden means to the frame. Standard configurations shown; custom spacing available. Optional [PF] perforated aluminum insert.

**DIFFUSER:** Translucent white non-yellowing 100% virgin acrylic. Fully enclosed. Clear top and bottom [CLTB] is Standard with Uplight or/and Downlight. Optional Opaque top, bottom or both [OTB]. Optional Open [OPTB] top and/or bottom — Indoor Only. Optional Aluminum Solid Shield Top/Bottom (No Light).

**GASKETING:** High temperature and non-aging neoprene rubber and/or black EPDM completely around the perimeter of the lens and around the rear wire entrance hole. Protects against dust, moisture and outside contamination.

**LENS FASTENERS:** 2 Stainless steel tamperproof screws.

**MOUNTING:** Access hole in center for indoor mounting to a J-BOX. For indoor/outdoor use .25" diameter bolts in 4 holes, .3125" diameter.

**PAINTED FINISH:** Pre-treated highly durable oven baked polyester powder finish. Corrosion and Weather resistant.

**COMPLIANCE:** Built according to U.S. and Canadian Safety Standards. Suitable For Wet Location.

**order example:**

**AE-18-ADA-LED15-CT4-UNV-WHT-OTB**

**SERIES**

Choose any model from the Americana Collection:  
 See Page 2 for Americana Models

**SIZE**

11-ADA	8.25" [A] x 11.125" [B] x 4" [C]
13-ADA	8.25" [A] x 13.25" [B] x 4" [C]
18-ADA	8.25" [A] x 18" [B] x 4" [C]
21-ADA	8.25" [A] x 21" [B] x 4" [C]
26-ADA	8.25" [A] x 26.25" [B] x 4" [C]
30-ADA	8.25" [A] x 30" [B] x 4" [C]

**LED WATTAGE**

Select from the LED / Size Wattages Table

**LED COLOR TEMPERATURE**

CT3	±3000K LED Color Temp
CT4	±4000K LED Color Temp
CT5	±5000K LED Color Temp

**VOLTAGE**

120	120 Volts
277	277 Volts
347	347 Volts
UNV	120-277 Universal Volt Electronic Driver (Standard)
2UNV	Two 120-277 Universal Volt Electronic Drivers

**FINISH**

BK	Black
BZ	Bronze
CC	Custom Color [Specify RAL#]
PA	Painted Aluminum
SV	Silvadillo Gray
WHT	White

**OPTIONS**

0-10D	0-10V Low Voltage LED Dimming
0-10D1	0-10V Low Voltage LED Dimming (100-1%)
CA	Aluminum Backbox/Surface Conduit [2" deep]
CLTB	Clear Top & Bottom [Std with Up/Downlight]
CM	Ceiling Mount (Consult Factory)
FUS	Fuse and Fuseholder
DFUS	Dual Fuse and Fuseholder
GN	Generator Transfer Device
H/L2	High/Low LED Light Level - Wired for Dual AC Input Feeds
HOR	Horizontal Mount (Consult Factory)
MD	Internal Motion Detector (Single Circuit) - Specify "A" for Steps: 0% - 100% - 0% - Specify "B" for Steps: xx% - 100% - xx% xx% = LOW Level and/or STANDBY Dimmed Levels Options: 50% / 30% / 20% / 10% Note: Max Mounting Height of 10 Feet
OTB	Opaque Top & Bottom
OPTB	Open Top & Bottom [Indoor Only]
PHTD	Integral Photocell Dual Voltage 120/277V [Requires CA]
SSD	Aluminum Solid Shield Front / Side (No Light)
SSDTB	Aluminum Solid Shield Top / Bottom (No Light)
TPD	Tamperproof Screwdriver

\*Additional Emergency Battery Options on Page 2

The Americana Collection

# ADA FAMILY

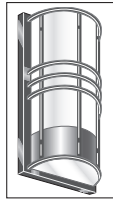
Indoor/Outdoor — LED



Artesia (AE)



Atlanta (AL)



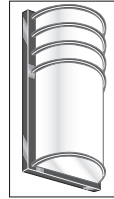
Aurora ADA



Boston (BN)



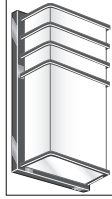
Carmi (CR)



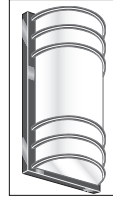
Chicago (CH)



Cleveland (CD)



Dallas (DA)



Dayton (DN)




Detroit (DT)



Dixon (DI)



Greenfield (GF)



Hilo (HI)



Houston (HN)



Louisville (LV)




Martin (MT)



Maui (MA)



Mesa (ME)



Miami (MI)




Mobile (MB)



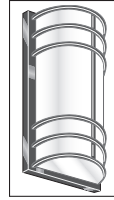
Morris (MO)



New York (NY)



Pueblo (PB)



Pullman (PL)



Quincy (QN)



Richmond HRD  
(RD-HRD)



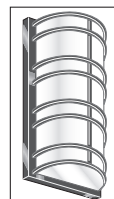
Richmond 2  
(RD2)



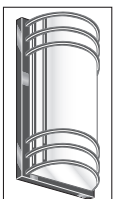
Richmond RE  
(RD-RE)



Roswell (RO)



Salt Lake (SL)



Scorpio ADA



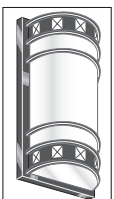
Seattle (SE)




Springfield (SF)



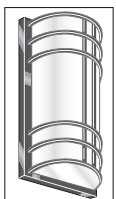
Tahoe (TH)



Tempe (TE)



Toledo (TO)



Topeka (TK)



Welch (WE)

**Any model from the Americana Collection can be built for ADA compliance which requires a projection  $\leq 4''$ .**

**EMERGENCY BATTERY OPTIONS**

- No Onsite Emergency (AC / DC) is Provided
- Must Specify Voltage: 120V / 277V
- Emergency Battery Options Meet California Energy Commission Title 20 [CEC-400-2014-009-CMF] Efficiency Standards
  - Cold Weather Batteries DO NOT meet CEC Standards
- Cold Weather Emergency Batteries Temp Range: -20°C thru 50°C

-----  
REM4W Remote 4 Watt LED

-----  
REM8W Remote 8 Watt LED

-----  
REM16W Remote 16 Watt LED

-----  
REM20W Remote 20 Watt LED

-----  
REM10W- Remote 10 Watt LED - Cold Weather  
CW

-----  
REM23W- Remote 23 Watt LED - Cold Weather  
CW