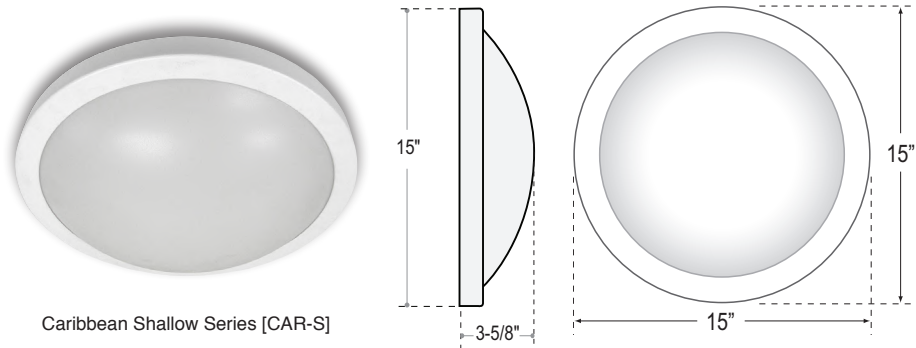
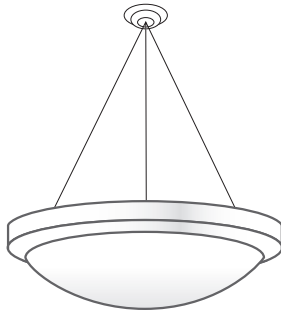


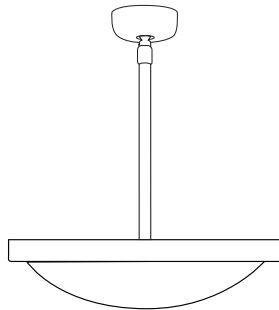
Elegant luminaire presents a very shallow profile with a floating diffuser for soft interior lighting effects. Superb combination of classic styling and energy-efficient illumination. Housing pan available in white or custom color painted finishes to complement the decor.



Caribbean Shallow Series [CAR-S]



Pendant with Aircraft Cable Option



Pendant with Stem
Specify Canopy Style:
Canopy Static [CS] or Canopy Swivel [CSW]

LED Watts vs. LED Color Temp — Lumen Output			
WATTAGE	3000K (3K)	4000K (4K)	5000K (5K)
15 WATT	2010 Lumens	2115 Lumens	2145 Lumens
25 WATT	2680 Lumens	2820 Lumens	2860 Lumens
35 WATT	3820 Lumens	4015 Lumens	4070 Lumens

Catalog Number	
Project Name & Location	Type

Product Specifications

DRIVER: Universal Voltage 120~277V Electronic Driver.

GASKETING: High temperature, non-aging black EPDM and/or neoprene rubber concealed in housing pocket and enclosed by cast-in drip shield and rear wire entrance hole to protect against outside contaminants.

DIFFUSER: Opal white polycarbonate — Standard. Optional opal white acrylic [ACR].

FINISH: Polyester powder coat white Standard. Optional Custom Colors.

LAMPS: Energy Efficient LED.

HOUSING: Die Cast Aluminum pan furnished with J-box mounting hardware for surface ceiling or wall mount.

MOUNTING: CAR: Center access hole for mounting to (3) standard trade "J" boxes. (Contractor selected and drilled).

REFLECTOR: .032 textured aluminum for high efficiency and reduce arc tube voltage rise

COMPLIANCE: Built according to U.S. and Canadian safety standards. Suitable for wet or damp locations.

order example: CAR-S-LED25-CT4-UNV-WHT

SERIES

CAR-S Caribbean Shallow Series

LED WATTAGE

See Wattage/Color Temp Chart for Lumen Output

LED15 15 Watt LED

LED25 25 Watt LED

LED35 35 Watt LED

LED COLOR TEMPERATURE

CT3 ±3000K LED Color Temp

CT4 ±4000K LED Color Temp

CT5 ±5000K LED Color Temp

VOLTAGE

120 120 Volts

277 277 Volts

347 347 Volts

UNV 120/277V Universal Volt Electronic Driver
Must Specify Voltage for EM option

2UNV Two 120/277V Universal Volt Drivers
Must Specify Voltage for EM option

OPTIONS

0-10D 0-10V Low Voltage LED Dimming

8DIM LED Dimming Forward Phase (TRIAC)

AC Acrylic Diffuser

H/L1 High/Low LED Light Level
— Single AC-Input Feed / Switch Sensor
(Required)

H/L2 High/Low LED Light Level
— Wired for Dual AC Input Feeds

MD Internal Motion Detector (Single Circuit)
— Specify "A" for Steps: 0% - 100% - 0%
— Specify "B" for Steps: xx% - 100% - xx%
xx% = LOW Level and/or STANDBY Dimmed Levels
Options: 50% / 30% / 20% / 10%

PM-ST Pendant Mount with Stem
— 12" Length Standard.
— Specify Canopy:
CS = Canopy Static / CSW = Canopy Swivel

PM-AC Pendant with Aircraft Cable Suspension
NAT Natatorium Applications (Corrosion Resistant)

REM Remote Emergency Battery
self-contained in CA
— *Must Specify Voltage [120V or 277V];*
**Consult Factory for REM Options]*

WET Wet Location

FINISH

BK Black

BZ Bronze

PA Painted Aluminum

WHT White — Standard