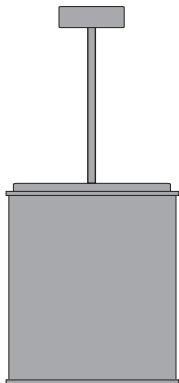
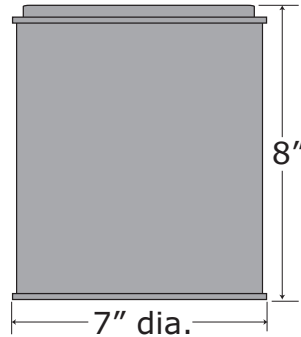


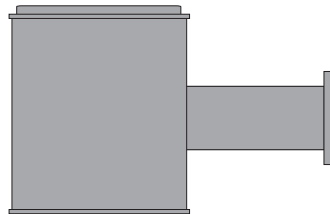
Superb combination of classic styling, spec-grade construction, and energy-efficient illumination. Cylinder luminaires provide smooth, wide spread accent and security lighting with superior weather and vandal-resistant design features



Bakersfield Ceiling



Bakersfield Pendant



Bakersfield Wall

Catalog Number	
Project Name & Location	Type



Product Specifications

BALLAST: 120 or 277 Volt, extreme temp range -30°C to 90°C, HPF electronic ballast [EBX] for FL. Ballast must be remote for DBX and TBX.

CYLINDER: Open heavy gauge aluminum.

FINISH: Oven baked [WHT] white finish.

LAMP: [DBX] Double Biax, [TBX] Triple Biax; [MD] Par 20 Metal Halide Down Light, [LED] Light Emitting Diode.

LENS: Clear tempered glass. .156" thick secured to frame with hinge and gasketing. LED lamping requires open bottom [OB].

MOUNTING: Ceiling Surface or Pendant; Wall Mount with Arm.

REFLECTOR: .032 specular aluminum.

SOCKET: Porcelain, pulse-rated.

UL LISTED: Suitable for Damp Location.

order example: BF-CM-S-DBX[1]26-120-EBX-93-BZ

SERIES

BF Bakersfield Series

MOUNTING

CM-S Surface Ceiling

CM-PM Pendant Ceiling [24" standard stem]

WM Wall [Requires Arm]

LAMP TYPE

DBX Double Biax Mini-Fluorescent

TBX Triple Biax Mini-Fluorescent

MD Metal Halide Downlight – PAR Lamp

LED Light Emitting Diode
[Must be open bottom]

NO. OF LAMPS/WATTAGE

	DBX	TBX	MD	LED
BF	[1]26	[1]26 [1]32 [1]42	PAR [1]20 PAR [1]39	20

VOLTAGE

120 120 Volts

277 277 Volts

UNV 120~277 Universal Volt

BALLAST

EBX Electronic Ballast

FINISH

BK Black

BZ Bronze

CC Custom Color

PA Painted Aluminum

WHT White—Standard

OPTIONS

G Clear Tempered Glass Lens .156" thick [Standard]

K C73 Prismatic Tempered Glass Lens .156" thick

ARM 6" Extension Arm [req'd with WM]

CT3 ±3000K LED Color Temp

CT4 ±4000K LED Color Temp

CT5 ±5000K LED Color Temp

FUS HLR/GLR Fuse and Fuseholder

OB Open Bottom [req'd with LED]

RB Remote Ballast

REM Remote Emergency Battery [DBX/TBX]
Refer to EM Table for options including Cold Weather and High Lumen Output

SCA Slope Ceiling Adaptor

SWP Swivel Pendant [with Canopy]—Damp

WET Wet Location


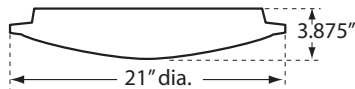
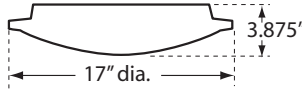
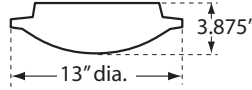
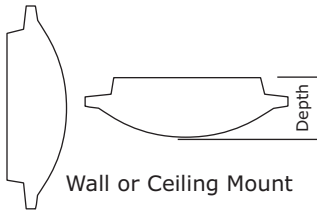


The Cylinder Collection BURBANK

Decorative Wall, Ceiling, Pendant Mount — FL, LED

CGF design Inc | PO Box 911 | Morton Grove, IL 60053 | p: 847.815.5079 | f: 847.470.9828 | http://www.cgfdesigninc.com | sales@cgfdesigninc.com

Elegant luminaire presents a very shallow profile with a floating diffuser for soft interior lighting effects. Housing pan in polyester powder coat. White finish is standard, optional custom color painted finishes available to complement the decor. No visible hardware. Choice of energy-efficient fluorescent lamps with warm or cool color rendition. Three diameter sizes - all ADA compliant.



Catalog Number	
Project Name & Location	Type



Product Specifications

BALLAST: 120 or 277 Volt, extreme temp range -30°C to 90°C, HPF Electronic Ballast [EBX] for FL.

DIFFUSER: Opal white acrylic. Fully enclosed.

HOUSING PAN: Standard [WHT] white powder coated aluminum. Diffuser secured to housing pan without visible hardware.

LAMPING: Compact fluorescent [BX] single, [DBX] double, [TBX] triple twin tube.

MOUNTING: Access hole in center for mounting to a J-BOX. For optional [PM] pendant mount, standard aircraft cable suspension, power cord and ceiling canopy with .5" entrance holes. Overall standard height = 12". Optional heights available, please consult factory

UL LISTED: Suitable For Damp Location.

order example:
BR-17-DBX[2]18-120-EBX-WHT

SERIES

BR Burbank Series

SIZE

- 13 13" dia. x 3.875" deep
- 17 17" dia. x 3.875" deep
- 21 21" dia. x 3.875" deep

LAMP TYPE

- BX Biax Mini-Fluorescent
- DBX Double Biax Mini-Fluorescent
- TBX Triple Biax Mini-Fluorescent
- LED Light Emitting Diode

NO. OF LAMPS/WATTAGE

	BX	DBX	TBX	LED
BR-13	[1]18	[1-2]13 [1-2]18 [1]26	N/A	10
BR-17	N/A	[1-2]13 [1-2]18 [1-2]26	[1-2]26 [3]26-2EBX [1-2]32 [1]42	15 20
BR-21	N/A	[1-2]13 [1-2]18 [1-2]26	[3]26-2EBX [3]32-2EBX [1-2]26 [1-2]32 [1-2]42	30

VOLTAGE

- 120 120 Volts
- 277 277 Volts [Standard for CMH & EMH]
- UNV 120~277 Universal Volt

BALLAST

- EBX Electronic Ballast
- 2EBX Two Electronic Ballast
[req'd with 3 Lamps]

FINISH

- BK Black
- BZ Bronze
- CC Custom Color
- PA Painted Aluminum
- WHT White — Standard

OPTIONS

- CT3 ±3000K LED Color Temp
- CT4 ±4000K LED Color Temp
- CT5 ±5000K LED Color Temp
- DIM Dimming Ballast
- EM Emergency Battery [TBX] [17" Only]
Refer to EM Table for options including Cold Weather and High Lumen Output
- FUS HLR/GLR Fuse and Fuseholder
- PFC Perforated Decorative Cone for Pendant — Uplight
- PM-CD Pendant Mount Suspension with Cord. Specify Length. White Cord Standard.
- PM-ST Pendant Mount Suspension with Stem. 12" Length Standard.
- REM Remote Emergency Battery [TBX/LED]
Refer to EM Table

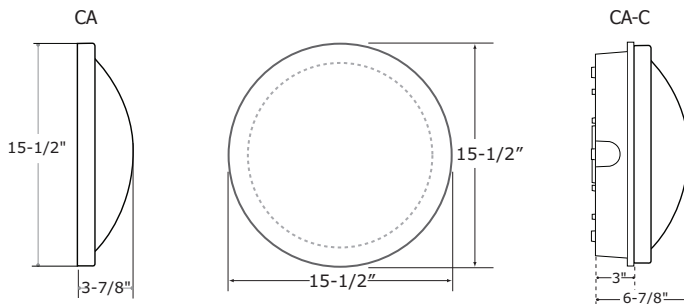
Elegant luminaire presents a very shallow profile with a floating diffuser for soft interior lighting effects. Superb combination of classic styling and energy-efficient illumination. Housing pan available in white or custom color painted finishes to complement the decor.



Caribbean Series [CAR]



Caribbean CAST Series [CAR-C]



Catalog Number

Project Name & Location

Type



Product Specifications

BALLAST: 120 or 277 Volt, extreme temp range -30°C to 90°C, HPF electronic ballast [EBX] for FL.

Ballast must be remote for DBX and TBX.

CYLINDER: Open heavy gauge aluminum.

FINISH: Oven baked [WHT] white finish.

LAMP: [DBX] Double Biax, [TBX] Triple Biax; [MD] Par 20 Metal Halide Down Light.

LENS: Clear tempered glass. .156" thick secured to frame with hinge and gasketing.

MOUNTING: Ceiling Surface or Pendant; Wall Mount with Arm.

REFLECTOR: .032 specular aluminum.

SOCKET: Porcelain, pulse-rated.

UL LISTED: Suitable for Wet Location.

order example: CAR-C-MH-50-120-EBX-WHT

SERIES

CAR Caribbean Series

CAR-C Caribbean Cast Series

LAMP TYPE

BX Biax Mini-Fluorescent

DBX Double Biax Mini-Fluorescent

TBX Triple Biax Mini-Fluorescent

MH Metal Halide [Cast Req'd]

LED Light Emitting Diode

NO. OF LAMPS/WATTAGE

	BX	DBX	TBX	MH	LED
CAR	[1]18	[1-2]13 [1-2]18 [1-2]26	[1-2]26 [1]32	N/A	20
CAR-C	[1]18	[1-2]13 [1-2]18 [1-2]26	[1-2]18 [1-2]26 [1-2]32 [1]42	[1]50	40

VOLTAGE

120 120 Volts

277 277 Volts [Standard for CMH & EMH]

QV Quad Volt [120/208/240/277]

UNV 120~277 Universal Volt

BALLAST

EBX Electronic Ballast

2EBX Two Electronic Ballasts

EBMH Electronic Ballast for MH

HPF High Power Factor Magnetic Ballast for MH

FINISH

BK Black

BZ Bronze

CC Custom Color

PA Painted Aluminum

WHT White — Standard

OPTIONS

AC Acrylic Diffuser

CT3 ±3000K LED Color Temp

CT4 ±4000K LED Color Temp

CT5 ±5000K LED Color Temp

DIM Dimming Ballast

EM Emergency Battery [DBX, TBX, LED] [Cast Only]

Refer to EM Table for options including Cold Weather and High Lumen Output

FUS HLR/GLR Fuse and Fuseholder

HE Horizontal Eyelid

MD Motion Detector

REM Remote Emergency Battery [TBX/LED] Refer to EM Table

TPD Tamperproof Screwdriver

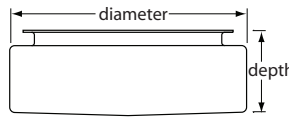
Shallow, drum style [MD]; Cloud style [MM]; Very shallow cloud style [MS] luminaire provides soft interior lighting with a floating opal white diffuser. No visible hardware. Choice of energy-efficient fluorescent lamps with warm or cool color temperature.

Three diameter sizes - MD & MS are ADA compliant.



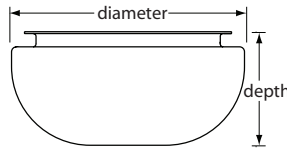
MD Series

Fixture	Diameter	Depth
MD	11"	2.375"
	14"	2.75"
	19"	3.5"



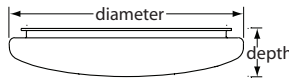
MM Series

Fixture	Diameter	Depth
MM	12"	4.25"
	14.125"	4.5"
	18.375"	4.25"



MS Series

Fixture	Diameter	Depth
MS	11"	3.125"
	14.125"	3.625"
	19.187"	3.312"



Catalog Number	
Project Name & Location	Type



Product Specifications

BALLAST: 120 or 277 Volt, extreme temp range -30°C to 90°C, HPF electronic ballast [EBX] for FL.

DIFFUSER: Opal acrylic.

HOUSING PAN: Standard [WHT] white polyurethane finish. 3 brass thumb screws secure diffuser to pan.

LAMPING: Compact fluorescent [BX] single, [DBX] double, [TBX] triple twin tube. Supplied by others, [LED] Light Emitting Diode.

MOUNTING: Access hole in center for mounting to a J-BOX. Included hardware: "J" Box Strap, 1 Nipple, 1 Cap Nut.

UL LISTED: Suitable For Damp Location.

order example: MD-14-DBX[2]18-120-EBX-WHT

SERIES

MD MD Series

MM MM Series

MS MS Series

SIZE

11 11" dia. [12" MM]

14 14" dia.

19 19" dia.

LAMP TYPE

BX Biax Mini-Fluorescent

DBX Double Biax Mini-Fluorescent

TBX Triple Biax Mini-Fluorescent

LED Light Emitting Diode

NO. OF LAMPS/WATTAGE

	BX	DBX	TBX	LED
11 MD	[1]18	[1-2]13	N/A	10 Watt
11 MS		[1-2]18		
12 MM		[1]26		
14	[1]18	[1-2]13 [1-2]18 [1-2]26	[1-2]26 [1]32 [1]42	20 Watt
19	[2]18	[1-3]13 [1-3]18 [1-2]26	[3]26-2EBX [3]32-2EBX [1-2]26 [1-2]32 [1-2]42	30 Watt

VOLTAGE

120 120 Volts

277 277 Volts [Standard for CMH & EMH]

UNV 120~277 Universal Volt

BALLAST

EBX Electronic Ballast

2EBX Two Electronic Ballast
[req'd with 3 Lamps]

FINISH

WHT White — Standard

OPTIONS

CT3 ±3000K LED Color Temp

CT4 ±4000K LED Color Temp

CT5 ±5000K LED Color Temp

DIM Dimming Ballast

EM Emergency Battery [DBX/TBX] [19" Only]
Refer to EM Table for options including Cold Weather and High Lumen Output

FUS HLR/GLR Fuse and Fuseholder

PC Polycarbonate Diffuser

PM-CD Pendant Mount Suspension with Cord.
Specify Length. White Cord Standard.

PM-ST Pendant Mount Suspension with Stem.
12" Length Standard.

REM Remote Emergency Battery [TBX/LED]
Refer to EM Table

TPD Tamperproof Screwdriver

TPS Tamperproof Screws

Compact luminaire provides smooth illumination for indoor and outdoor applications. Square and round styles feature non-corrosive polycarbonate housing with opal white diffuser or optional clear prismatic lens. Durable, fully gasketed construction with tamper-proof lens fasteners. Choice of energy-efficient lamps with warm or cool color temperature. ADA Compliant.

New Orleans Round



New Orleans Square



Catalog Number	
Project Name & Location	Type



Product Specifications

BALLAST: 120 or 277 Volt, extreme temp range -30°C to 90°C, HPF electronic ballast [EBX] for FL.

DIFFUSER: Injection molded polycarbonate in opal white. Clear prismatic polycarbonate optional.

FASTENERS: Stainless steel tamperproof screws to secure diffuser in place.

FINISH: Oven baked [BK] black polyester powder finish.

GASKETING: Non-aging high temp black around entire diffuser & rear wire entrance hole protects against dust, moisture and outside contamination.

HOUSING: .125" thick polycarbonate injection molded with 2 .875" diameter knockouts on side for surface conduit entry.

LAMP: [DBX] Double Biax, [TBX] Triple Biax, [LED] Light Emitting Diode.

MOUNTING: Access hole in center for mounting to a J-Box.

REFLECTOR: .032 aluminum for high efficiency. Optional heavy gauge.

UL LISTED: Suitable For Wet Location with 4 point mounting.

order example:
NR-S-DBX-[2]13-120-EBX-WHT

SERIES

NR-R New Orleans Round

NR-S New Orleans Square

LAMP TYPE

DBX Double Biax Mini-Fluorescent

TBX Triple Biax Mini-Fluorescent

LED Light Emitting Diode

NO. OF LAMPS/WATTAGE

	DBX	TBX	LED
NR-R	[1-2]13	[1]26	20 Watt
	[1-2]18	[1]32	
	[1]26		
NR-S	[1-2]13	[1]26	20 Watt
	[1-2]18	[1]32	
	[1-2]26		

VOLTAGE

120 120 Volts

277 277 Volts [Standard for CMH & EMH]

UNV 120~277 Universal Volt

BALLAST

EBX Electronic Ballast

FINISH

BK Black — Standard

WHT White

OPTIONS

CP Clear Prismatic Polycarbonate Lens

CT3 ±3000K LED Color Temp

CT4 ±4000K LED Color Temp

CT5 ±5000K LED Color Temp

FUS HLR/GLR Fuse and Fuseholder

HE Horizontal Eyelid

MD Motion Detector

PHT1 Integral Photocell 120V

PHT7 Integral Photocell 277V

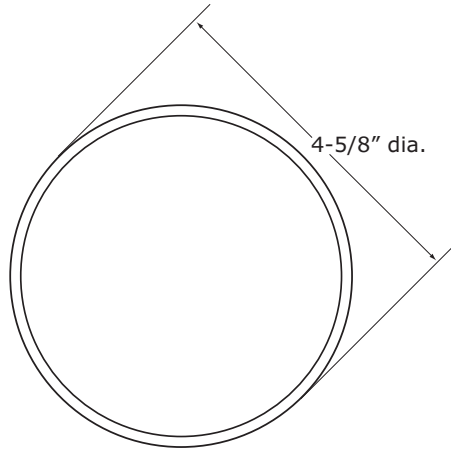
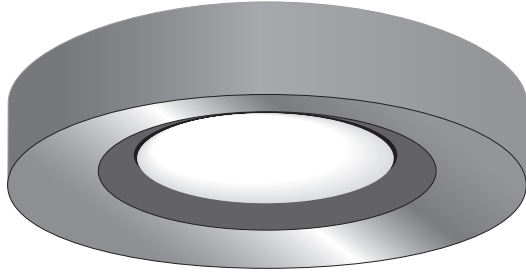
REM Remote Emergency Battery [TBX/LED]

Refer to EM Table for options including Cold Weather and High Lumen Output

TPD Tamperproof Screwdriver



The Cylinder Collection
PHILLY
 Decorative Surface Mount — LED



Catalog Number	
Project Name & Location	Type



Product Specifications

DRIVER: 120 or 277 Volt Electronic Driver.

HOUSING: Powder coated aluminum. Available in [BK] Black, [BZ] Bronze, [PA] Painted Aluminum, [WHT] White or [CC] custom color finishes.

LAMPING: Light Emitting Diode [LED].

MOUNTING: J-BOX mounting.

UL LISTED: Suitable For Dry Location.

order example:
PH-LED-7-120-ED-WHT

SERIES

PH Philly Series

LAMP TYPE

LED Light Emitting Diode

NO. OF LAMPS/WATTAGE

7 7.5 Watt LED

VOLTAGE

120 120 Volts

277 277 Volts

BALLAST/DRIVER

ED Electronic Driver — Specify Voltage

FINISH

BK Black

BZ Bronze

CC Custom Color

PA Painted Aluminum

WHT White

OPTIONS

CT3 ±3000K LED Color Temp

CT4 ±4000K LED Color Temp

CT5 ±5000K LED Color Temp

DML Low Voltage Dimming for LED