



The Americana Collection

AME ROUND (Selectable Wattage/CCT Series)

High Abuse Round Wall Sconce — Selectable Wattage / CCT



Ame Round
Atlanta
(AM-R-AL)

Ame Round
Boston
(AM-R-BN)

Ame Round
Chicago
(AM-R-CH)

Ame Round
Cleveland
(AM-R-CD)



order example:

AM-R-BN-SLED-SCCT-UNV-BK-OCC

SERIES

- AM-R-AL Ame Round Atlanta Series
- AM-R-BN Ame Round Boston Series
- AM-R-CH Ame Round Chicago Series
- AM-R-CD Ame Round Cleveland Series

LED WATTAGE

Note: Refer to Chart for Wattage / Lumen Output

SLED *Selectable LED Wattages: 18W | 20W | 22W

LED COLOR TEMPERATURE (CCT)

SCCT *Selectable CCT: 3000K | 4000K | 5000K

VOLTAGE

UNV 120-277 Universal Volt Electronic Driver
- Non-Dimmable

STANDARD FINISH

- BK Black
- BZ Bronze
- PA Painted Aluminum
- WHT White

PREMIUM UPCHARGE FINISH

CC Custom Color (Visit www.ralcolor.com)
- Provide RAL# for Make-to-Match Color Chip

PHOTOCELL OPTION

Note: Cannot be used with Sensor Option Below

PHOT Photocell

OR

SENSOR OPTION (Sensor Integral to Fixture)

Note: Cannot be used with Photocell Option Above

OCC Occupancy Sensing / Motion Sensor Integral
- Operational at 18 Watt Only

MISC OPTION

- ST Solid Top (No Direct Uplight)
- TP Torx Tamperproof Screws

ACCESSORY OPTIONS

Order As A Separate Line


9008 T8 Torx Security Bit for Screwdriver

***NOTE¹:** Fixtures will ship from factory at lowest wattage and warmest CCT. It is the installer's responsibility to set the fixture at the desired wattage and CCT for their project.

NOTE²: Emergency Battery Options are not available for Ame with Selectable LED Wattage/CCT.

Selectable Wattage / Lumen Output

Low Power	Medium Power	High Power
18 Watt (2160 Lumens)	20 Watt (2400 Lumens)	22 Watt (2640 Lumens)



Selectable CCT Switch
3000K | 4000K | 5000K

5000K
4000K
3000K

18W
20W
22W

Selectable
Wattage Switch
18W | 20W | 22W

Selectable Wattage / CCT Switches
Located on Back of Fixture

Catalog Number

Project Name & Location

Type

Product Specifications

DRIVER: Universal Voltage 120/277V Electronic Driver. (Non-Dimming)

FINISH: Corrosion Resistant Polyester Powder Coated Finish.

HOUSING: Die Cast Aluminum Housing.

LENS: Anti-Yellowing and High Transmission Polycarbonate Diffuser.

LIGHT ENGINE: Energy Efficient Light Emitting Diode (LED) - Selectable Wattage / CCT.

Wattages: 18W, 20W or 22W / CCT: 3000K, 4000K or 5000K.

LED LIFETIME: ≥50,000hrs.

MOUNTING: Mounts to standard 3" and 4" recessed junction boxes via mounting strap. Can also be 4-point mounted via supplied mounting screws.

OPERATING AMBIENT TEMPERATURE: -20°C to +40°C (-4°F to 122°F)

COMPLIANCE: Built to comply with U.S. and Canadian safety standards. ETL, RoHS, ADA, and Buy American Act (BAA) Compliant. IP66 Rated, suitable for wet location.

WARRANTY: 5-Year Limited Warranty.



The Americana Collection

AME ROUND (Static Wattage/CCT Series)

High Abuse Round Wall Sconce — Static Wattage / CCT | Optional Emergency Battery



Ame Round Atlanta (AM-R-AL)



Ame Round Boston (AM-R-BN)



Ame Round Chicago (AM-R-CH)



Ame Round Cleveland (AM-R-CD)



order example:

AM-R-BN-LED15-CT4-UNV-BK-CA14-EM10W

SERIES

- AM-R-AL Ame Round Atlanta Series
- AM-R-BN Ame Round Boston Series
- AM-R-CH Ame Round Chicago Series
- AM-R-CD Ame Round Cleveland Series

LED WATTAGE

- LED10 10 Watt LED
- LED15 15 Watt LED

LED COLOR TEMPERATURE (CCT)

- CT27 ±2700K LED Color Temp
- CT3 ±3000K LED Color Temp
- CT35 ±3500K LED Color Temp
- CT4 ±4000K LED Color Temp
- CT5 ±5000K LED Color Temp

VOLTAGE

- UNV 120-277 Universal Volt Electronic Driver
- 0-10V Dimming (100-10%) is Standard

STANDARD FINISH

- BK Black
- BZ Bronze
- PA Painted Aluminum
- WHT White

PREMIUM UPCHARGE FINISH

- CC Custom Color (Visit www.ralcolor.com)
- Provide RAL# for Make-to-Match Color Chip

PHOTOCELL OPTION

- PHOT Photocell
- Requires Conduit Back Box (CA)

SENSOR OPTION (Sensor Integral to Fixture)

- OCC Occupancy Sensing / Motion Sensor Integral
- Requires Conduit Back Box (CA)

MISC OPTION

- ST Solid Top (No Direct Uplight)
- TP Torx Tamperproof Screws

CONDUIT ADAPTER OPTION

- CA14 14"H x 5"W x 1.5"D Conduit Adapter Back Box

EMERGENCY BATTERY OPTIONS

- Emergency Battery Options Meet California Energy Commission Title 20 [CEC-400-2014-009-CMF] Efficiency Standards (Cold Weather is NON-CEC)
- Cold Weather Emergency Batteries Temp Range: -20°C thru 50°C
- Emergency Batteries Require Conduit Adapter (CA Option)

EM10W Integral 10 Watt LED

EM10W- CW Integral 10 Watt LED - Cold Weather

NOTE: Emergency Battery Options are only available for Ame with Static LED Wattage/CCT.

ACCESSORY OPTIONS

Order As A Separate Line

- 9008 T8 Torx Security Bit for Screwdriver

Catalog Number	
Project Name & Location	Type

Product Specifications

DRIVER: Universal Voltage 120/277V Electronic Driver with 0-10V Dimming (100-10%).

FINISH: Corrosion Resistant Polyester Powder Coated Finish.

HOUSING: Die Cast Aluminum Housing.

LENS: Anti-Yellowing and High Transmission Polycarbonate Diffuser.

LIGHT ENGINE: Energy Efficient Light Emitting Diode (LED) - Static Wattage / CCT.

Wattages: 10W, 15W / CCT: 3000K, 3500K, 4000K or 5000K.

LED LIFETIME: ≥50,000hrs.

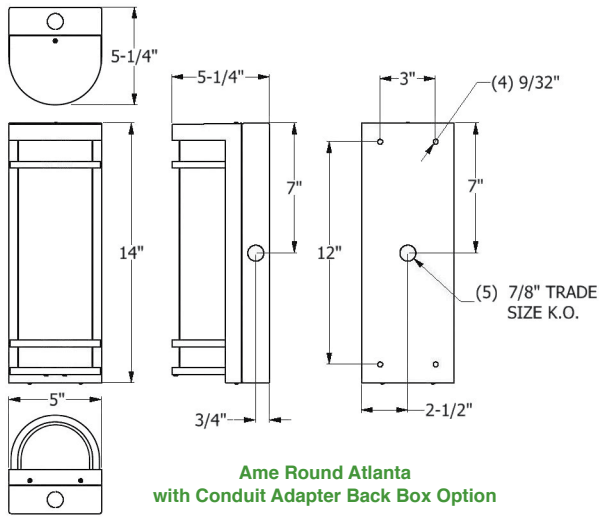
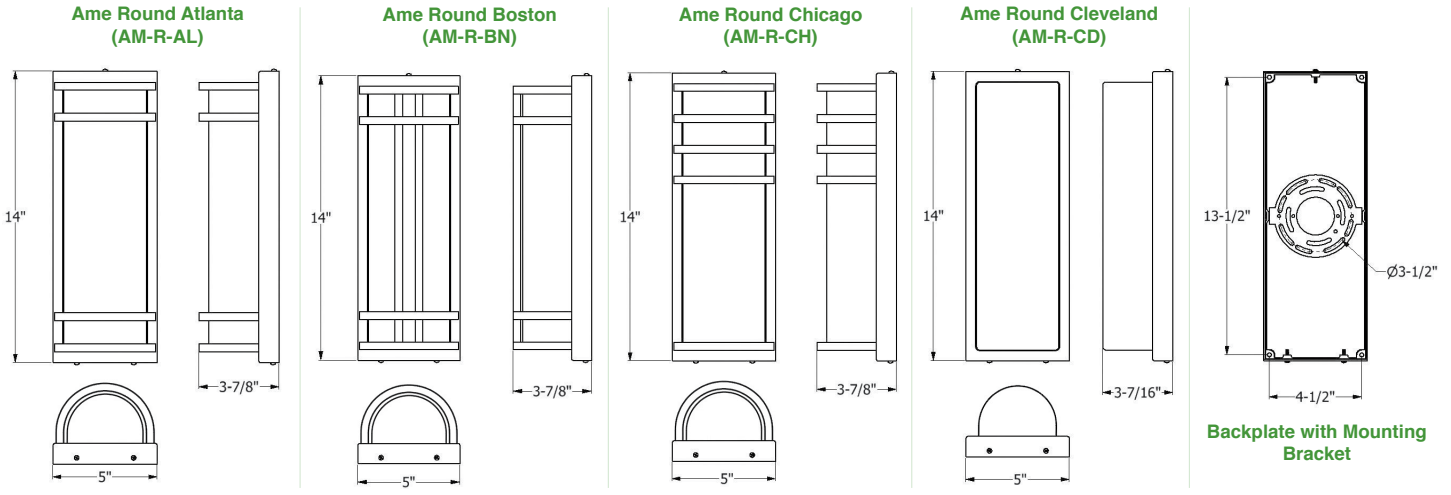
MOUNTING: Mounts to standard 3" and 4" recessed junction boxes via mounting strap. Can also be 4-point mounted via supplied mounting screws.

OPERATING AMBIENT TEMPERATURE: -20°C to +40°C (-4°F to 122°F)

COMPLIANCE: Built to comply with U.S. and Canadian safety standards. ETL, RoHS, ADA, and Buy American Act (BAA) Compliant. IP66 Rated, suitable for wet location.

WARRANTY: 5-Year Limited Warranty.

DIMENSIONS / OPTIONS



Ame Round Atlanta
with Conduit Adapter Back Box Option



Shown with Optional
Conduit Adapter Back Box



Solid Top (ST)
No Direct Uplight