



## High Abuse Linear Collection

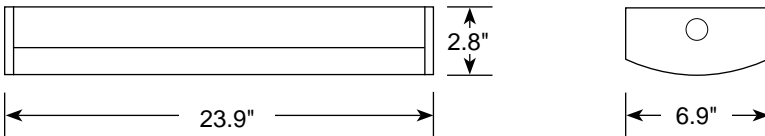
# E72-N · E74-N (Selectable Wattage/CCT)

Vandal Resistant Narrow Linear Luminaire — Selectable Wattage / CCT

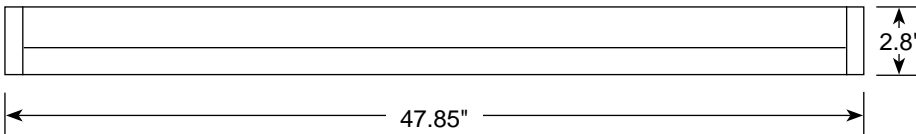


## DIMENSIONS

### E72-N



### E74-N



Catalog Number

Project Name & Location

Type

## Product Specifications

**APPLICATIONS:** Stairwells, Locker Rooms, Corridors, Hallways, Lavatories.

**DRIVER:** Universal volt (120-277v) electronic driver.

**FASTENERS:** Flat head stainless steel torx screws.

**FINISH:** Polyester powder coated finish.

**HOUSING:** Aluminum housing and heatsink.

**LENS:** Polycarbonate translucent lens for uniform light distribution.

**LIGHT ENGINE:** Energy Efficient LED - Selectable Wattage / CCT.

**MOUNTING:** Surface mount to ceiling J-BOX via pre-cut mounting holes or pendant mount with two stems and swivel canopies.

**COMPLIANCE:** Built to comply with U.S. and Canadian Safety Standards. Complies with CE, CB, SAA, and the Buy American Act. ETL listed and suitable for indoor wet locations (covered ceiling).

**WARRANTY:** 5-year Limited Warranty.

## order example:

E74-N-SM-SLED-SCCT-UNV-WHT-OCC

### SERIES

E72-N 2 Foot Linear E74 Narrow Series

E74-N 4 Foot Linear E74 Narrow Series

### MOUNTING

SM Surface Ceiling Mount

PEND Pendant Mount - 12" Stem (2 Per Fixture)

— Consult Factory for Other Lengths

**Choose Pendant Canopy Style**

CSW-RR = Canopy Swivel for 4" Round J-Box

— Rapid Mount with Hinged Door

CSW-SR = Canopy Swivel for 4" Square J-Box

— Rapid Mount with Hinged Door

### LED WATTAGE

SLED \*Selectable LED Wattage

— E72-N: 20W | 30W | 40W

— E74-N: 35W | 42W | 50W

### LED COLOR TEMPERATURE

SCCT \*Selectable CCT

— 3000K | 4000K | 5000K

### VOLTAGE

UNV 120–277 Universal Volt Electronic Driver

— Non-Dimmable

### STANDARD FINISH

WHT White

### PREMIUM UPCHARGE FINISH

BK Black

BZ Bronze

SV Silver Gray

CC Custom Color (Visit [www.ralcolor.com](http://www.ralcolor.com))

— Provide RAL# or Make-to-Match Color Chip

### CONDUIT ADAPTER BACK BOX OPTIONS

CAX2 Conduit Adapter Back Box for 2-Foot

CAX4 Conduit Adapter Back Box for 4-Foot

### SENSOR OPTIONS

OCC Occupancy Sensing / Motion Sensor Integral

— Stand-by Dimming Level Presets: ON/OFF

— Max mounting height is 18 feet

### EMERGENCY BATTERY OPTIONS

EM10W Integral 10 Watt Emergency Battery

### MISC OPTIONS

TDM Tandem Joined Fixtures

— Requires Conduit Back Box (CA)

**\*NOTE:** Fixtures will ship from factory at lowest wattage and warmest CCT. It is the installer's responsibility to set the fixture at the desired wattage and CCT for their project.



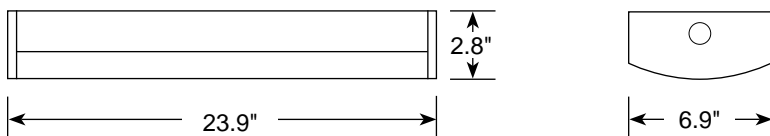
# High Abuse Linear Collection E72-N · E74-N (Static Wattage/CCT)

Vandal Resistant Narrow Linear Luminaire — Static Wattage / CCT

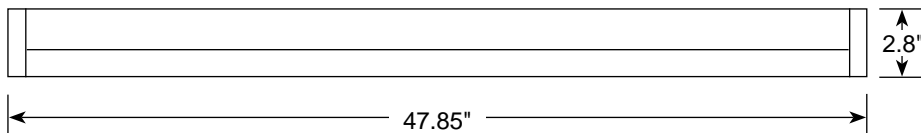


## DIMENSIONS

### E72-N



### E74-N



Catalog Number

Project Name & Location

Type

## Product Specifications

**APPLICATIONS:** Stairwells, Locker Rooms, Corridors, Hallways, Lavatories.

**DRIVER:** Universal volt (120-277v) electronic driver.

**FASTENERS:** Flat head stainless steel torx screws.

**FINISH:** Polyester powder coated finish.

**HOUSING:** Aluminum housing and heatsink.

**LENS:** Polycarbonate translucent lens for uniform light distribution.

**LIGHT ENGINE:** Energy Efficient LED - Static Wattage / CCT..

**MOUNTING:** Surface mount to ceiling J-BOX via pre-cut mounting holes or pendant mount with two stems and swivel canopies.

**COMPLIANCE:** Built to comply with U.S. and Canadian Safety Standards. Complies with CE, CB, SAA, and the Buy American Act. ETL listed and suitable for indoor wet locations (covered ceiling).

**WARRANTY:** 5-year Limited Warranty.

## order example:

E74-N-PEND-CSW-SR-LED50-CT4-UNV-WHT-0-10D2

### SERIES

E72-N 2 Foot Linear E74 Narrow Series  
E74-N 4 Foot Linear E74 Narrow Series

### MOUNTING

SM Surface Ceiling Mount  
PEND Pendant Mount - 12" Stem (2 Per Fixture)  
— Consult Factory for Other Lengths  
**Choose Pendant Canopy Style**  
CSW-RR = Canopy Swivel for 4" Round J-Box  
— Rapid Mount with Hinged Door  
CSW-SR = Canopy Swivel for 4" Square J-Box  
— Rapid Mount with Hinged Door

### LED WATTAGE

#### E72-N Wattages

LED20 20 Watt LED  
LED30 30 Watt LED  
LED40 40 Watt LED

#### E74-N Wattages

LED30 30 Watt LED  
LED40 40 Watt LED  
LED50 50 Watt LED

### LED COLOR TEMPERATURE

CT3 ±3000K LED Color Temp  
CT35 ±3500K LED Color Temp  
CT4 ±4000K LED Color Temp  
CT5 ±5000K LED Color Temp

### VOLTAGE

UNV 120-277 Universal Volt Electronic Driver  
— 0-10V Dimming (100-30%) is Standard

### STANDARD FINISH

WHT White

### PREMIUM UPCHARGE FINISH

BK Black  
BZ Bronze  
SV Silver Gray  
CC Custom Color (Visit [www.ralcolor.com](http://www.ralcolor.com))  
— Provide RAL# or Make-to-Match Color Chip

### CONDUIT ADAPTER BACK BOX OPTIONS

CAX2 Conduit Adapter Back Box for 2-Foot  
CAX4 Conduit Adapter Back Box for 4-Foot

### CONTROL OPTIONS (Choose from Manual or Sensor)

#### MANUAL CONTROL (Wall Switch or Control System)

**Note: Cannot be used with Sensor Controls Below**  
**Note: 0-10V (100-30%) Dimming is Standard**

0-10D1 0-10VDC LED Dimming Driver (100-10%)  
0-10D2 0-10VDC LED Dimming Driver (100-1%)

OR

#### SENSOR CONTROL (Sensor Integral to Fixture)

**Note: Cannot be used with Manual Controls Above**  
**Note: Motion Sensor Max Mounting Height 18-Foot**

OCC Occupancy Sensing / Motion Sensor Integral  
— Stand-by Dimming Level Presets: ON/OFF  
— Max mounting height is 18 feet  
BLD Bi-Level Dimming - Motion Sensor Integral  
— Stand-by Dimming Level Presets:  
10% / 20% / 30% / 50%  
— Max mounting height is 18 feet

### EMERGENCY BATTERY OPTIONS

EM10W Integral 10 Watt Emergency Battery

### MISC OPTIONS

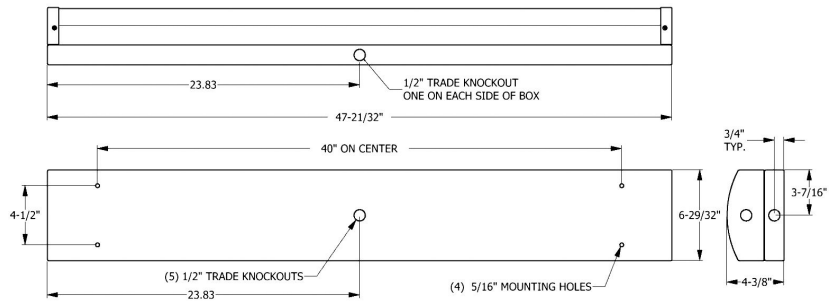
TDM Tandem Joined Fixtures  
— Requires Conduit Back Box (CA)

### ACCESSORY OPTIONS

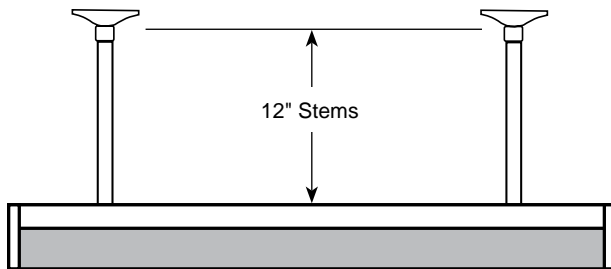
Order As A Separate Line

REMT0019 Remote Controller for BLD Sensor Option

#### BACK BOX OPTION



#### PENDANT MOUNT



Canopy Swivel 4"  
for Round/Octagonal J-BOX  
(PEND-CSW-RR)



Canopy Swivel 4"  
for Square J-BOX  
(PEND-CSW-SR)

#### PHOTOMETRIC DATA

Summary of Results   E74-N-LED42-4K-UNV					
Lumen Output	Efficacy	Input Power	CCT	Distribution	BUG Rating
5,668.6 Lumens	129.4 Lm/W	43.79W	4000K	Type VS	B2-U3-G2

LCS Summary	
Zone	Lumens
Forward Low (0-30)	680.6
Forward Medium (30-60)	1309.1
Forward High (60-80)	551.0
Forward Very High (80-90)	114.2
Back Low (0-30)	683.9
Back Medium (30-60)	1323.6
Back High (60-80)	560.6
Back Very High (80-90)	117.1
Up Low (90-100)	116.5
Up High (100-180)	212.0

