



High Abuse Linear Collection E75-N (Selectable Wattage/CCT)

Vandal Resistant Narrow Linear Luminaire — Selectable Wattage / CCT | Corner Mount



order example:
E75-N-4-SLED-SCCT-UNV-WHT-EM10W

SERIES
E75-N E75 Narrow Corner Mount Linear Series

SIZE
2 2-Foot Length
4 4-Foot Length

LED WATTAGE
SLED *Selectable LED Wattage
– 2-Foot: 20W | 30W | 40W
– 4-Foot: 35W | 42W | 50W

LED COLOR TEMPERATURE
SCCT *Selectable CCT
– 3000K | 3500K | 4000K | 5000K

VOLTAGE
UNV 120-277 Universal Volt Electronic Driver

STANDARD FINISH
BK Black
BZ Bronze
SV Silver Gray
WHT White

PREMIUM UPCHARGE FINISH
CC Custom Color (Visit www.ralcolor.com)
– Provide RAL# or Make-to-Match Color Chip

SENSOR OPTIONS
OCC Occupancy Sensing / Motion Sensor Integral

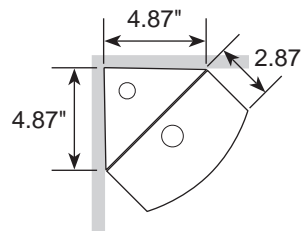
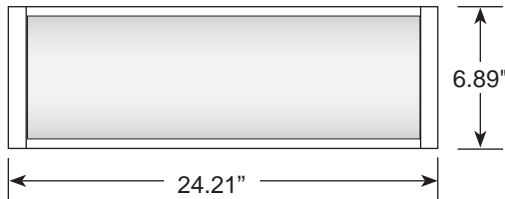
EMERGENCY BATTERY OPTIONS
EM10W Integral 10 Watt Emergency Battery

MISC OPTIONS
TDM Tandem Joined Fixtures

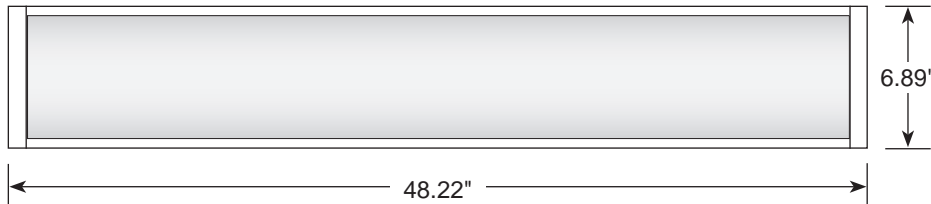
***NOTE:** Fixtures will ship from factory at lowest wattage and warmest CCT. It is the installer's responsibility to set the fixture at the desired wattage and CCT for their project.

DIMENSIONS

2-Foot



4-Foot



Catalog Number

Project Name & Location

Type

Product Specifications

CORNER BRACKET: 20 ga Die-Formed Aluminum with spot welded end caps. End Caps include knock outs for surface conduit.

DRIVER: Universal volt (120-277v) electronic driver.

FASTENERS: Flat head stainless steel torx screws.

FINISH: Polyester powder coated finish.

HOUSING: Aluminum housing and heatsink.

LENS: Polycarbonate translucent lens for uniform light distribution.

LIGHT ENGINE: Energy Efficient LED (150LPW) - Selectable Wattage / CCT.

MOUNTING: Mounts to ceiling via corner bracket.

COMPLIANCE: Built to comply with U.S. and Canadian Safety Standards. Complies with CE, CB, SAA, and the Buy American Act (BAA). ETL listed and suitable for indoor wet locations (covered ceiling).

WARRANTY: 5-year Limited Warranty.



High Abuse Linear Collection E75-N (Static Wattage/CCT)

Vandal Resistant Narrow Linear Luminaire — Static Wattage / CCT | Corner Mount



order example:
E75-N-4-LED50-CT4-UNV-WHT-EM10W

SERIES
E75-N E75 Narrow Corner Mount Linear Series

SIZE
2 2-Foot Length
4 4-Foot Length

LED WATTAGE
2-Foot Wattages
LED20 20 Watt LED
LED30 30 Watt LED
LED40 40 Watt LED

4-Foot Wattages
LED30 30 Watt LED
LED40 40 Watt LED
LED50 50 Watt LED

LED COLOR TEMPERATURE
CT3 ±3000K LED Color Temp
CT35 ±3500K LED Color Temp
CT4 ±4000K LED Color Temp
CT5 ±5000K LED Color Temp

VOLTAGE
UNV 120-277 Universal Volt Electronic Driver
— 0-10V Dimming (100-30%) is Standard

STANDARD FINISH
WHT White

PREMIUM UPCHARGE FINISH
BK Black
BZ Bronze
SV Silver Gray
CC Custom Color (Visit www.ralcolor.com)
— Provide RAL# or Make-to-Match Color Chip

CONTROL OPTIONS (Choose from Manual or Sensor)

MANUAL CONTROL (Wall Switch or Control System)
Note: Cannot be used with Sensor Controls Below
Note: 0-10V (100-30%) Dimming is Standard
0-10D1 0-10VDC LED Dimming Driver (100-10%)
0-10D2 0-10VDC LED Dimming Driver (100-1%)

OR
SENSOR CONTROL (Sensor Integral to Fixture)
Note: Cannot be used with Manual Controls Above
Note: Motion Sensor Max Mounting Height 18-Feet
OCC Occupancy Sensing / Motion Sensor Integral
— Stand-by Dimming Level Presets: ON/OFF
— Max mounting height is 18 feet
BLD Bi-Level Dimming - Motion Sensor Integral
— Stand-by Dimming Level Presets:
10% / 20% / 30% / 50%
— Max mounting height is 18 feet

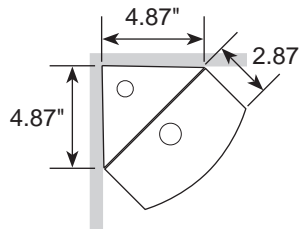
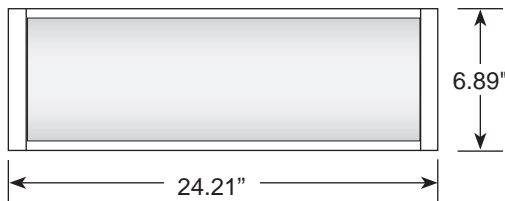
EMERGENCY BATTERY OPTIONS
EM10W Integral 10 Watt Emergency Battery

MISC OPTIONS
TDM Tandem Joined Fixtures

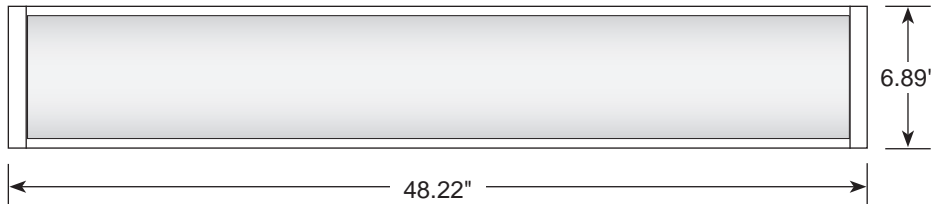
ACCESSORY OPTIONS
Order As A Separate Line
REMT0019 Remote Controller for BLD Sensor Option

DIMENSIONS

2-Foot



4-Foot



Catalog Number	
Project Name & Location	Type

Product Specifications

CORNER BRACKET: 20 ga Die-Formed Aluminum with spot welded end caps. End Caps include knock outs for surface conduit.
DRIVER: Universal volt (120-277v) electronic driver.
FASTENERS: Flat head stainless steel torx screws.
FINISH: Polyester powder coated finish.
HOUSING: Aluminum housing and heatsink.
LENS: Polycarbonate translucent lens for uniform light distribution.
LIGHT ENGINE: Energy Efficient LED - Static Wattage / CCT.

MOUNTING: Mounts to ceiling via corner bracket.
COMPLIANCE: Built to comply with U.S. and Canadian Safety Standards. Complies with CE, CB, SAA, and the Buy American Act (BAA). ETL listed and suitable for indoor wet locations (covered ceiling).
WARRANTY: 5-year Limited Warranty.