




The Parking Garage Collection RG20

LED Shallow 20" Round Garage Luminaire — Selectable LED Wattage / CCT | IP65 Rated

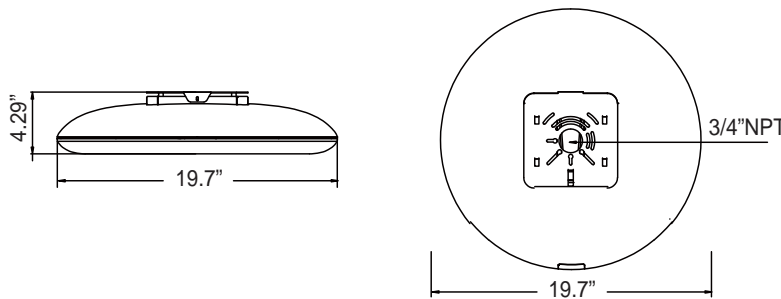


The **Bluetooth**® word mark and logos are registered trademarks owned by **Bluetooth**® SIG, Inc.

WATTAGE / LUMEN DATA

Power Setting	Low	Medium	High
SLED-L	40W (5,200 Lumens)	60W (7,800 Lumens)	80W (10,400 Lumens)
SLED-H	100W (13,400 Lumens)	120W (15,600 Lumens)	150W (19,500 Lumens)

DIMENSIONS



Catalog Number	
Project Name & Location	Type

Product Specifications

DRIVER: Universal Voltage (120~277V) electronic driver.

HOUSING: Die cast aluminum housing.

LENS: Translucent optical lens for even light distribution and reduced glare.

LIFE SPAN: >50,000 Hours.

LIGHT OPTICS: Type 5 Concentrated, Type 5 Wide, and Type 5 Rectangular.

LIGHT ENGINE: Energy Efficient LED - Selectable Wattage / CCT (80CRI).

MOUNTING: Quick mount plate directly mounts to square or octagonal J-BOX in ceiling. Optional Pendant and Trunnion mount is available.

COMPLIANCE: Built to comply with U.S. and Canadian Safety Standards. RoHS Compliant. ETL(UL1598), CSA(C22.2 No. 250.0) DLC 5.1 Premium Listed (Pending). Buy American Act Compliant. IP65 Rated for Wet Locations.

WARRANTY: 5 Year Limited Warranty.

ORDER EXAMPLE:

RG20-PEND-SLED-H-SCCT-5W-UNV-WHT-OCC-B

SERIES

RG20 Round Garage 20" Diameter Luminaire

MOUNTING

CM Ceiling Mount (Quick Mount Plate to J-BOX)
 PEND Pendant Mount (3/4" NPT)
 – Stem By Others
 TRUN Trunnion Mount Bracket

LED WATTAGE

SLED-L *Selectable LED - Low: 40W | 60W | 80W

SLED-H *Selectable LED - High: 100W | 120W | 150W

LED COLOR TEMPERATURE (CCT)

SCCT *Selectable CCT: 4000K | 5000K

DISTRIBUTION TYPES

5C Type 5 Concentrated
 5W Type 5 Wide
 5R Type 5 Rectangular

VOLTAGE

UNV 120~277 Universal Volt Electronic Driver

STANDARD FINISH

BZ Bronze Finish
 WHT White Finish

PREMIUM UPCHARGE FINISH

BK Black Finish (MOQ = 50pcs)
 PA Painted Aluminum Finish (MOQ = 50pcs)

OPTIONS

BD Bird Dome
 HSS House Side Shield
 UPL Uplight (800 Lumens)
 WG Wire Guard

SENSOR OPTIONS

OCC Occupancy Sensing | Motion Sensor Integral
 – Plug-and-Play Installation
 OCC-B Occupancy Motion - Bluetooth® Enabled Sensor
 – Plug-and-Play Installation

TELLELIGHT WIRELESS CONTROL SYSTEM

Certified Bluetooth® Mesh Components & Topology


TSC3 Internal Fixture Controller w/External Antenna Cover (TSC3 Requires Sensor)
 TSS14 Internal PIR Low Bay Sensor w/External Lens

EMERGENCY BATTERY OPTIONS

EM15W 15 Watt Integral Emergency Battery
 – 90min Battery Time
 EM6W- 6 Watt Integral Emergency Battery
 CW – Cold Weather Rated
 – 90min Battery Time

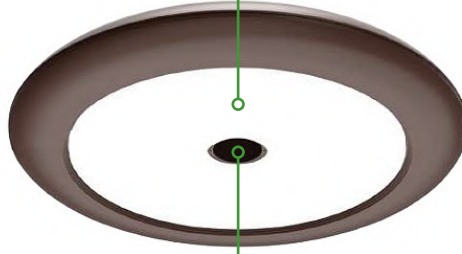
***NOTE:** Fixtures will ship from factory at lowest wattage and warmest CCT. It is the installer's responsibility to set the fixture at the desired wattage and CCT for their project.

FEATURES



Diffusion Lens For Optimal Light Distribution and Anti-Glare illumination

Single Buckle Design for easy access to internal components and maintenance



Optional Plug-and-Play Occupancy Motion Sensor

MOUNTING



Ceiling Mount (CM)



Trunnion Mount (TRUN)



Pendant Mount (PEND)

OPTIONS



Bird Dome (BD)



House Side Shield (HSS)

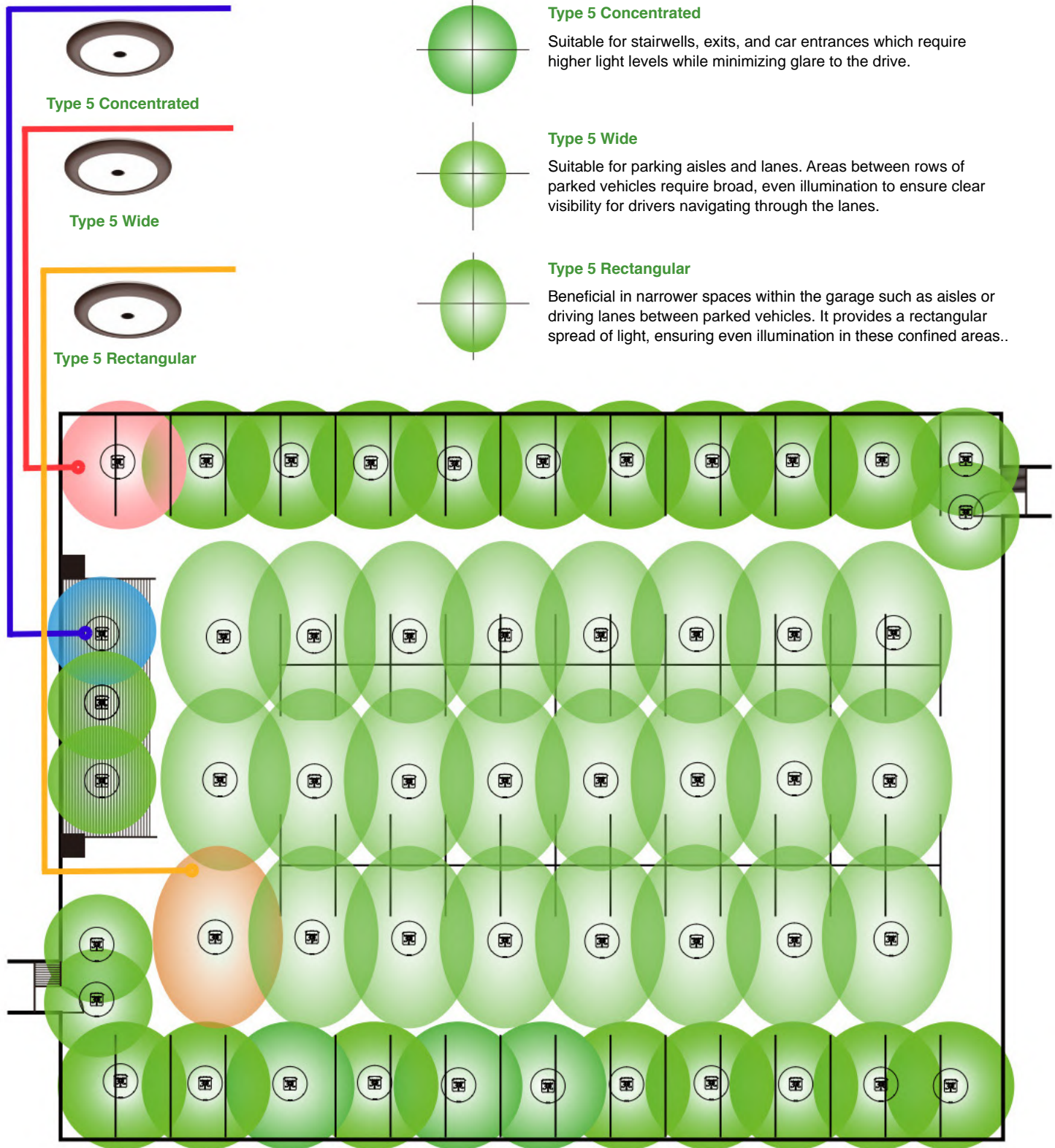


Uplight (UPL)

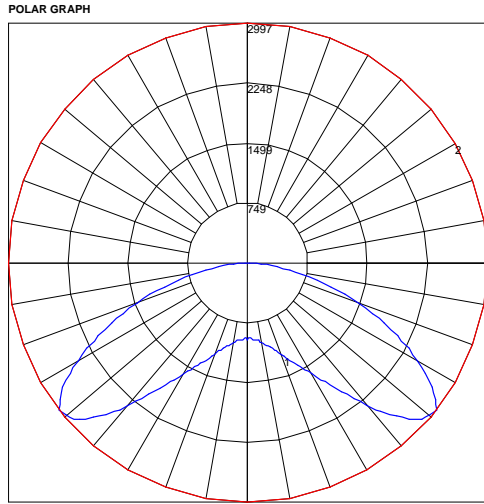


Wire Guard (WG)

DISTRIBUTION TYPES

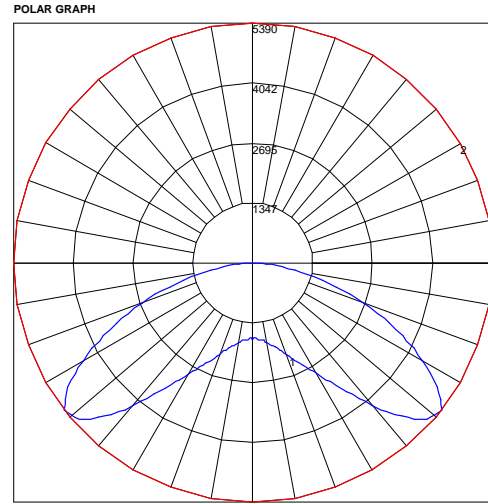


PHOTOMETRIC DIAGRAMS



Maximum Candela = 2997.4. Located At Horizontal Angle = 0, Vertical Angle = 52
 # 1 - Vertical Plane Through Horizontal Angles (0 - 180) (Through Max. Cd.)
 # 2 - Horizontal Cone Through Vertical Angle (52) (Through Max. Cd.)

Model No. RG20-SLED-L-80W-SCCT-5K-5W-UNV



Maximum Candela = 5389.72. Located At Horizontal Angle = 0, Vertical Angle = 52
 # 1 - Vertical Plane Through Horizontal Angles (0 - 180) (Through Max. Cd.)
 # 2 - Horizontal Cone Through Vertical Angle (52) (Through Max. Cd.)

Model No. RG20-SLED-H-150W-SCCT-5K-5W-UNV

PHOTOMETRIC DATA

MODEL NUMBER	LUMENS	LPW	WATTAGE	BUG RATING
RG20-SLED-L-40W-SCCT-5K-5W-UNV	5220.3 Lumens	102 LPW	41.7W	B2-U0-G1
RG20-SLED-L-60W-SCCT-5K-5W-UNV	7734.52 Lumens	128 LPW	60.3W	B3-U0-G1
RG20-SLED-L-80W-SCCT-5K-5W-UNV	10,143.9 Lumens	128 LPW	79.4W	B3-U0-G2
RG20-SLED-H-100W-SCCT-5K-5W-UNV	12,601.2 Lumens	127 LPW	99.6W	B3-U0-G2
RG20-SLED-H-120W-SCCT-5K-5W-UNV	15,063.5 Lumens	127 LPW	118.6W	B3-U0-G2
RG20-SLED-H-150W-SCCT-5K-5W-UNV	18,240.3 Lumens	123 LPW	148.6W	B4-U1-G2