



The High Abuse Recessed/Semi-Recessed Collection

SHALLOW SERIES

Indoor/Outdoor — Selectable LED Wattage/CCT



order example:

SH-16-SLED-SCCT-UNV-WHT-0-10D1

SERIES

- SH-13 13" sq. Shallow Series
Note: Minimum Order Quantity of 25pcs
- SH-16 16" sq. Shallow Series
Note: Minimum Order Quantity of 25pcs

LED WATTAGE

SLED *Selectable Wattage: 13.5W | 17W | 20.5W
— See Chart for Lumen Output

LED COLOR TEMPERATURE (CCT)

SCCT *Selectable CCT: 3000K | 3500K | 4000K | 5000K

VOLTAGE

UNV 120-277 Universal Volt Electronic Driver

FINISH

- BK Black
- BZ Bronze
- PA Painted Aluminum
- WHT White—STANDARD

PREMIUM UPCHARGE FINISH

CC Custom Color (Visit www.ralcolor.com)
— Provide RAL# or Make-to-Match Color Chip

LENS OPTIONS

- D .156" K12 Prismatic Polycarbonate Flat Lens
- DP Drop Pyramidal Lens
- DS Drop Square Lens

DIMMING OPTIONS

Note: 0-10V 100%-30% is Standard

0-10D1 0-10VDC LED Dimming Driver (100-10%)

EMERGENCY BATTERY OPTIONS

- Emergency Battery Options Meet California Energy Commission Title 20 [CEC-400-2014-009-CMF] Efficiency Standards (Cold Weather is NON-CEC)
- Cold Weather Emergency Batteries Temp Range: -20°C thru 50°C
- Constant Power Batteries have Constant Lumens
- Max Whip Length for REM is 8ft

REM4W Remote 4 Watt LED

REM10W Remote 10 Watt LED

REM10W- Remote 10 Watt LED - Cold Weather CW

ACCESSORY OPTIONS

Order As A Separate Line

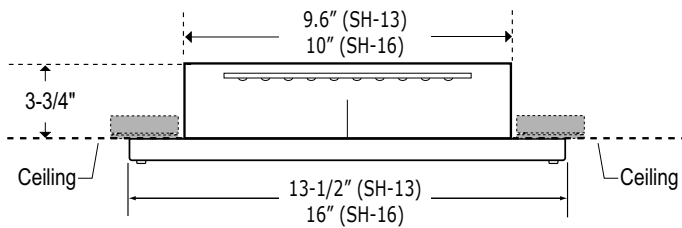
TPD Tamperproof Screwdriver

***NOTE:** Fixtures will ship from factory at lowest wattage and warmest CCT. It is the installer's responsibility to set the fixture at the desired wattage and CCT for their project.

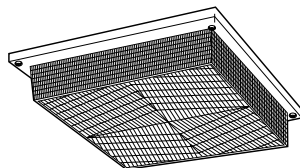
SELECTABLE WATTAGE / LUMEN OUTPUT

Selectable Wattage	3000K	3500K	4000K	5000K
13.5W	2,100 Lumens	2,125 Lumens	2,150 Lumens	2,200 Lumens
17W	2,650 Lumens	2,675 Lumens	2,700 Lumens	2,750 Lumens
20.5W	3,100 Lumens	3,125 Lumens	3,150 Lumens	3,200 Lumens

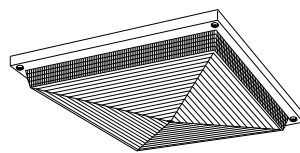
DIMENSIONS



OPTIONS



Drop Square Lens (DS)



Drop Pyramidal Lens (DP)

Catalog Number

Project Name & Location

Type

Product Specifications

MINIMUM ORDER QUANTITY: 25pcs MOQ

APPLICATIONS: Eaves, Breezeways, Canopy, Soffit, Stairwell.

DRIVER: 120-277V Universal Volt electronic driver with 0-10V dimming.

FINISH: Backplate and Frame are Phosphate pre-treated and finished in Oven Baked White Polyester Powder Coat

LENS: Flat 1/8" Thick (.125) Prismatic Polycarbonate Lens is standard.

LENS FASTENERS: (4) Stainless Steel Torx Tamperproof Screws to Secure Frame to Backplate.

LIGHT ENGINE: Energy Efficient LED - Selectable Wattage/CCT.

MOUNTING: Standard semi-recessed mounting.

COMPLIANCE: Built according to U.S. and Canadian safety standards — Suitable for Damp Locations — Retrofit Electric Lighting Fixture. **Made in USA / Buy America Compliant / Buy American Act.**

WARRANTY: 5-Year Limited Warranty.